


# *PreForm-Assembly*

*(washers)*



- *cost-effective supply of preform Share*
- *excavation during separation*
- *vacuum gripper*
- *multiple gripper possible*
- *configurable gripper (size / number / distance)*

**system description**


The preforms (solder rings) are supplied in bulk and isolated in a vibratory feeder. In the separation unit they are lifted individually.

The multiple gripper takes several successive preform parts. Each suction pipette is individually controlled and monitored by a vacuum sensor. The suction pipettes have the pitch of the pins to which the preform parts to be fitted. Thus, several preforms can be fitted simultaneously.


The gripper can be equipped with up to 10 suction pipettes and project specific configuration. The suction pipettes can be replaced individually.



complete grippers with vacuum generators and Z-stroke



Gripper with 3 suction pipettes



Gripper when picking the second preform

**Specifications**

Vibratory Bowl Feeder	
Dimensions (WxDxH)	200x180x260 mm
min. preforms	Da=2,5 / Di=1,25mm
max preforms	Da=5,0 / Di=3,0mm
parts per minute:	60
separation	lift out

vacuum gripper	
min. preforms	Da=2,5 / Di=1,25mm
max preforms	Da=5,0 / Di=3,0mm
min distance	2,54mm bzw Da+0,1
max number	10
control	sperately